



1. I have been told about the study and I know why it is being done and what to do. I know that I do not have to do it if I do not want to. If I have questions I can ask my teacher. I know that I can stop at any time.




| | | Response Percent | Response Count |
|---|--|---------------------|-------------------|
| I understand and will begin the survey. |  | 100.0% | 26 |
| I would rather not do it. | | 0.0% | 0 |
| | | answered question | 26 |
| | | skipped question | 0 |

2. Where do you go to school?





| | | Response Percent | Response Count |
|-------------------------|--|---------------------|-------------------|
| PS 12 | | 0.0% | 0 |
| PS 14 | | 0.0% | 0 |
| PS 19 | | 0.0% | 0 |
| PS 30 | | 0.0% | 0 |
| PS 54 | | 0.0% | 0 |
| PS 76 | | 0.0% | 0 |
| PS 92 | | 0.0% | 0 |
| PS 111 | | 0.0% | 0 |
| PS 127 | | 0.0% | 0 |
| PS 151 | | 0.0% | 0 |
| PS 153 | | 0.0% | 0 |
| Al-Iman School | | 0.0% | 0 |
| Al-Manoor School |  | 100.0% | 26 |
| Bais Yaakov Academy | | 0.0% | 0 |
| Bnos Malka Academy | | 0.0% | 0 |
| El-Ber Islamic School | | 0.0% | 0 |
| Machon Academy | | 0.0% | 0 |
| Our Lady of Mercy | | 0.0% | 0 |
| Our Lady of Sorrows | | 0.0% | 0 |
| Queens Academy HS | | 0.0% | 0 |
| Queens Lutheran School | | 0.0% | 0 |
| Razi School | | 0.0% | 0 |
| Redeemer Lutheran | | 0.0% | 0 |

| | | |
|-------------------------------|------|---|
| Resurrection Ascension School | 0.0% | 0 |
| St. Adalbert | 0.0% | 0 |
| St. Francis of Assisi School | 0.0% | 0 |
| St. John Lutheran School | 0.0% | 0 |
| St. Kevin School | 0.0% | 0 |
| St. Mel School | 0.0% | 0 |
| St. Nicholas of Tolentine | 0.0% | 0 |
| St. Raphael School | 0.0% | 0 |
| Sacred Heart School | 0.0% | 0 |
| Shaarei Zion Ohel Bracha | 0.0% | 0 |
| Tiferes Torah Institute | 0.0% | 0 |
| Yesheiva Tifereth Moshe | 0.0% | 0 |
| Yeshivat Our Haim | 0.0% | 0 |
| IS 5 | 0.0% | 0 |
| IS 10 | 0.0% | 0 |
| IS 61 | 0.0% | 0 |
| IS 72 | 0.0% | 0 |
| IS 73 | 0.0% | 0 |
| IS 77 | 0.0% | 0 |
| IS 89 | 0.0% | 0 |
| IS 91 | 0.0% | 0 |
| IS 93 | 0.0% | 0 |
| IS 125 | 0.0% | 0 |
| IS 126 | 0.0% | 0 |
| IS 141 | 0.0% | 0 |



| | | |
|-------------------------------|------|-----------|
| IS 144 | 0.0% | 0 |
| IS 145 | 0.0% | 0 |
| IS 157 | 0.0% | 0 |
| IS 185 | 0.0% | 0 |
| IS 189 | 0.0% | 0 |
| IS 204 | 0.0% | 0 |
| IS 217 | 0.0% | 0 |
| IS 230 | 0.0% | 0 |
| IS 237 | 0.0% | 0 |
| Other | 0.0% | 0 |
| other school (please specify) | | 0 |
| answered question | | 26 |
| skipped question | | 0 |

| 3. What grade are you in? | | | |
|---------------------------|---|---------------------|-------------------|
| | | Response Percent | Response Count |
| 3 |  | 26.9% | 7 |
| 4 |  | 42.3% | 11 |
| 5 |  | 30.8% | 8 |
| answered question | | | 26 |
| skipped question | | | 0 |




4. How often do you use your computer at home for homework?

| | | Response Percent | Response Count |
|---|---|---------------------|-------------------|
| I don't have a computer at home | | 0.0% | 0 |
| I don't use my home computer for homework |  | 4.2% | 1 |
| A few times a year |  | 8.3% | 2 |
| About once a month | | 0.0% | 0 |
| About once a week |  | 37.5% | 9 |
| Almost every night |  | 50.0% | 12 |
| answered question | | | 24 |
| skipped question | | | 2 |






5. Compared to last year, this year my teachers are using computers...

| | | Response Percent | Response Count |
|-----------------------|--|---------------------|-------------------|
| less |  | 16.7% | 4 |
| about the same amount |  | 4.2% | 1 |
| more |  | 79.2% | 19 |
| answered question | | | 24 |
| skipped question | | | 2 |



6. Compared to last year, this year students in my grade are using computers...

| | | Response Percent | Response Count |
|-----------------------|---|------------------|----------------|
| less |  | 20.8% | 5 |
| about the same amount |  | 20.8% | 5 |
| more |  | 58.3% | 14 |
| answered question | | | 24 |
| skipped question | | | 2 |



7. During this school year, how much time per week did you spend using computers in your class(es)?

| | | Response Percent | Response Count |
|---------------------|---|------------------|----------------|
| Not at all |  | 29.2% | 7 |
| Once a week |  | 20.8% | 5 |
| 2 times a week |  | 25.0% | 6 |
| 3 or 4 times a week |  | 12.5% | 3 |
| Every day |  | 12.5% | 3 |
| answered question | | | 24 |
| skipped question | | | 2 |



8. During this school year, I typed up reports and assignments.

| | | Response Percent | Response Count |
|-----|--|---------------------|-------------------|
| Yes |  | 94.1% | 16 |
| No |  | 5.9% | 1 |
| | | answered question | 17 |
| | | skipped question | 9 |



9. During this school year, I made spreadsheets and graphs.

| | | Response Percent | Response Count |
|-----|--|---------------------|-------------------|
| Yes |  | 70.6% | 12 |
| No |  | 29.4% | 5 |
| | | answered question | 17 |
| | | skipped question | 9 |



10. During this school year, I used blogs to communicate with other students and teachers

| | | Response Percent | Response Count |
|-----|--|---------------------|-------------------|
| Yes |  | 70.6% | 12 |
| No |  | 29.4% | 5 |
| | | answered question | 17 |
| | | skipped question | 9 |


11. During this school year, I did research on the Internet for a report or assignment.

| | | Response Percent | Response Count |
|-------------------|--|---------------------|-------------------|
| Yes |  | 94.1% | 16 |
| No |  | 5.9% | 1 |
| answered question | | | 17 |
| skipped question | | | 9 |



12. During this school year, I made a PowerPoint presentation.

| | | Response Percent | Response Count |
|-------------------|--|---------------------|-------------------|
| Yes |  | 11.8% | 2 |
| No |  | 88.2% | 15 |
| answered question | | | 17 |
| skipped question | | | 9 |



13. During this school year, I used the computer to make a graphic novel.

| | | Response Percent | Response Count |
|-------------------|--|---------------------|-------------------|
| Yes | | 0.0% | 0 |
| No |  | 100.0% | 17 |
| answered question | | | 17 |
| skipped question | | | 9 |



14. During this school year, I took a test on the computer.

| | | Response Percent | Response Count |
|-------------------|---|---------------------|-------------------|
| Yes |  | 35.3% | 6 |
| No |  | 64.7% | 11 |
| answered question | | | 17 |
| skipped question | | | 9 |



15. During this school year, I used a computer program to improve my study skills or learning skills.

| | | Response Percent | Response Count |
|-------------------|---|---------------------|-------------------|
| Yes |  | 70.6% | 12 |
| No |  | 29.4% | 5 |
| answered question | | | 17 |
| skipped question | | | 9 |



16. During this school year, I made or listened to a podcast.

| | | Response Percent | Response Count |
|-------------------|--|---------------------|-------------------|
| Yes |  | 11.8% | 2 |
| No |  | 88.2% | 15 |
| answered question | | | 17 |
| skipped question | | | 9 |



17. During this school year, I made or edited a webpage or worked in a web environment, like a wikispace.

| | | Response Percent | Response Count |
|-------------------|--|---------------------|-------------------|
| Yes |  | 11.8% | 2 |
| No |  | 88.2% | 15 |
| answered question | | | 17 |
| skipped question | | | 9 |



18. This school year, I collected data using equipment that go with the computer, like probes or PDAs.

| | | Response Percent | Response Count |
|-------------------|--|---------------------|-------------------|
| Yes |  | 5.9% | 1 |
| No |  | 94.1% | 16 |
| answered question | | | 17 |
| skipped question | | | 9 |








19. This school year, I made or edited a video or movie.

| | | Response Percent | Response Count |
|-------------------|--|---------------------|-------------------|
| Yes |  | 5.9% | 1 |
| No |  | 94.1% | 16 |
| answered question | | | 17 |
| skipped question | | | 9 |

20. During the past school year, I created or contributed to a web-based map or timeline.

| | | Response Percent | Response Count |
|-------------------|--|---------------------|-------------------|
| Yes |  | 11.8% | 2 |
| No |  | 88.2% | 15 |
| answered question | | | 17 |
| skipped question | | | 9 |

21. In which subjects do you use technology. (Check all that apply)

| | | Response Percent | Response Count |
|------------------------|---|---------------------|-------------------|
| Math |  | 58.8% | 10 |
| Sciences |  | 47.1% | 8 |
| English Language Arts |  | 35.3% | 6 |
| Social Studies |  | 58.8% | 10 |
| Art |  | 11.8% | 2 |
| Music | | 0.0% | 0 |
| Physical Education/Gym | | 0.0% | 0 |
| ESL or ELL | | 0.0% | 0 |
| Computer Class |  | 11.8% | 2 |
| Multi-Media | | 0.0% | 0 |
| None of the Above |  | 5.9% | 1 |
| Other (please specify) | | | 0 |
| answered question | | | 17 |
| skipped question | | | 9 |

22. Do you know how to use the following equipment, applications or web sites?

| | Yes | No | Response Count |
|-------------------------|------------------|------------------|----------------|
| Digital camera or video | 0.0% (20) | 0.0% (4) | 0 |
| Audacity or GarageBand | 0.0% (3) | 0.0% (21) | 0 |
| iMovie or Movie Maker | 0.0% (4) | 0.0% (20) | 0 |
| Wikispaces | 0.0% (4) | 0.0% (20) | 0 |
| Teacher/Classroom Blogs | 0.0% (21) | 0.0% (3) | 0 |
| Google Maps | 0.0% (18) | 0.0% (6) | 0 |
| Comic Life | 0.0% (3) | 0.0% (21) | 0 |
| NYLearns | 0.0% (5) | 0.0% (19) | 0 |
| answered question | | | 24 |
| skipped question | | | 2 |

23. How much do you agree with these statements?

| | I agree | I'm not sure | I disagree | Rating Average | Response Count |
|--|------------------|------------------|------------------|-------------------|-------------------|
| I am able to learn more when I use computers in my school. | 0.0% (18) | 0.0% (5) | 0.0% (1) | 0.00 | 0 |
| I work harder on my assignments when I am using a computer. | 0.0% (19) | 0.0% (2) | 0.0% (2) | 0.00 | 0 |
| I would be a better student if I got to use technology more in school. | 0.0% (22) | 0.0% (1) | 0.0% (1) | 0.00 | 0 |
| Teachers in this school know a lot about how to use computers to help students learn more. | 0.0% (21) | 0.0% (2) | 0.0% (0) | 0.00 | 0 |
| There are enough computers in my school for students to use for their schoolwork. | 0.0% (3) | 0.0% (2) | 0.0% (19) | 0.00 | 0 |
| I am using computers in my class (es) in ways that other students in this school are not. | 0.0% (0) | 0.0% (6) | 0.0% (18) | 0.00 | 0 |
| I have shown other students how to do things with computers. | 0.0% (5) | 0.0% (2) | 0.0% (16) | 0.00 | 0 |
| I have shown a teacher how to do things with computers. | 0.0% (1) | 0.0% (1) | 0.0% (22) | 0.00 | 0 |
| I use computers more in my class (es) than other students in this school | 0.0% (1) | 0.0% (11) | 0.0% (11) | 0.00 | 0 |
| answered question | | | | | 24 |
| skipped question | | | | | 2 |